



# NSSE 2023

# Senate Highlights

NATIONAL SURVEY OF STUDENT ENGAGEMENT

Institute for Teaching & Learning



# What does the NSSE Measure?

## STUDENT ENGAGEMENT

Educationally effective institutions channel student energy toward the right activities

### Survey Content

- Engagement in meaningful academic experiences
- Student reactions to college
- Engagement in high impact practices
- Student background information

### **WHAT STUDENTS DO**

Time & energy devoted to educationally purposeful activities

### **WHAT YSU DOES**

Using resources and educational practices to encourage students to do the right things

# About the NSSE

- Launched in 1999 and updated in 2013
- YSU strategically administers the NSSE
  - 2010, 2013, 2016, 2018, 2021, & 2023
- Wide participation across North America
  - Since 2000: Nearly 1,700 institutions & 6 million students have participated
  - In 2023: 541 Institutions & 354,067 students responded to the survey

# Survey Administration

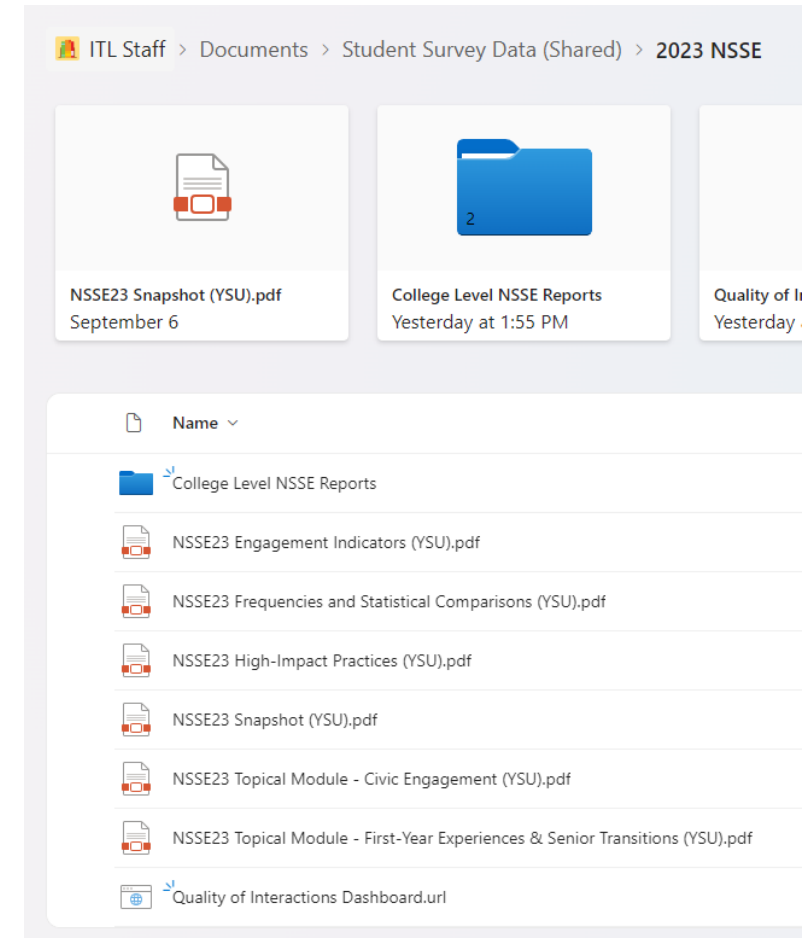
- All active first-year and senior students
- Spring 2023
- Web-based survey
- Incentives & reminder emails

**Topical Modules:** (add on) 

First-Year Experiences/Senior Transitions

Civic Engagement

View module data with your YSU credentials at [ysu.edu/yourvoicematters](https://ysu.edu/yourvoicematters).





YSU INSTITUTE FOR  
TEACHING & LEARNING

INNOVATIVE | INCLUSIVE | INTEGRATIVE

# Data Quality

**21%** first-year student response rate (**386**) – margin of error **+/- 4.4%**

**20%** senior student response rate (**368**) – margin of error **+/- 4.6%**

View a full respondent profile with your YSU credentials at  
[ysu.edu/yourvoicematters](https://ysu.edu/yourvoicematters).

# Academic Challenge

Higher-Order Learning

Reflective & Integrative Learning

Learning Strategies

Quantitative Reasoning

# Learning with Peers

Collaborative Learning

Discussions with Diverse Others

# Experiences with Faculty

Student-Faculty Interactions

Effective Teaching Practices

# Campus Environment

Quality of Interactions

Supportive Environment



YSU INSTITUTE FOR  
TEACHING & LEARNING

INNOVATIVE | INCLUSIVE | INTEGRATIVE

# For each Engagement Indicator (EI):

## Multi-year trends

- 100% of EI means increased from 2021 to 2023
- 70% of EI means increased since 2018



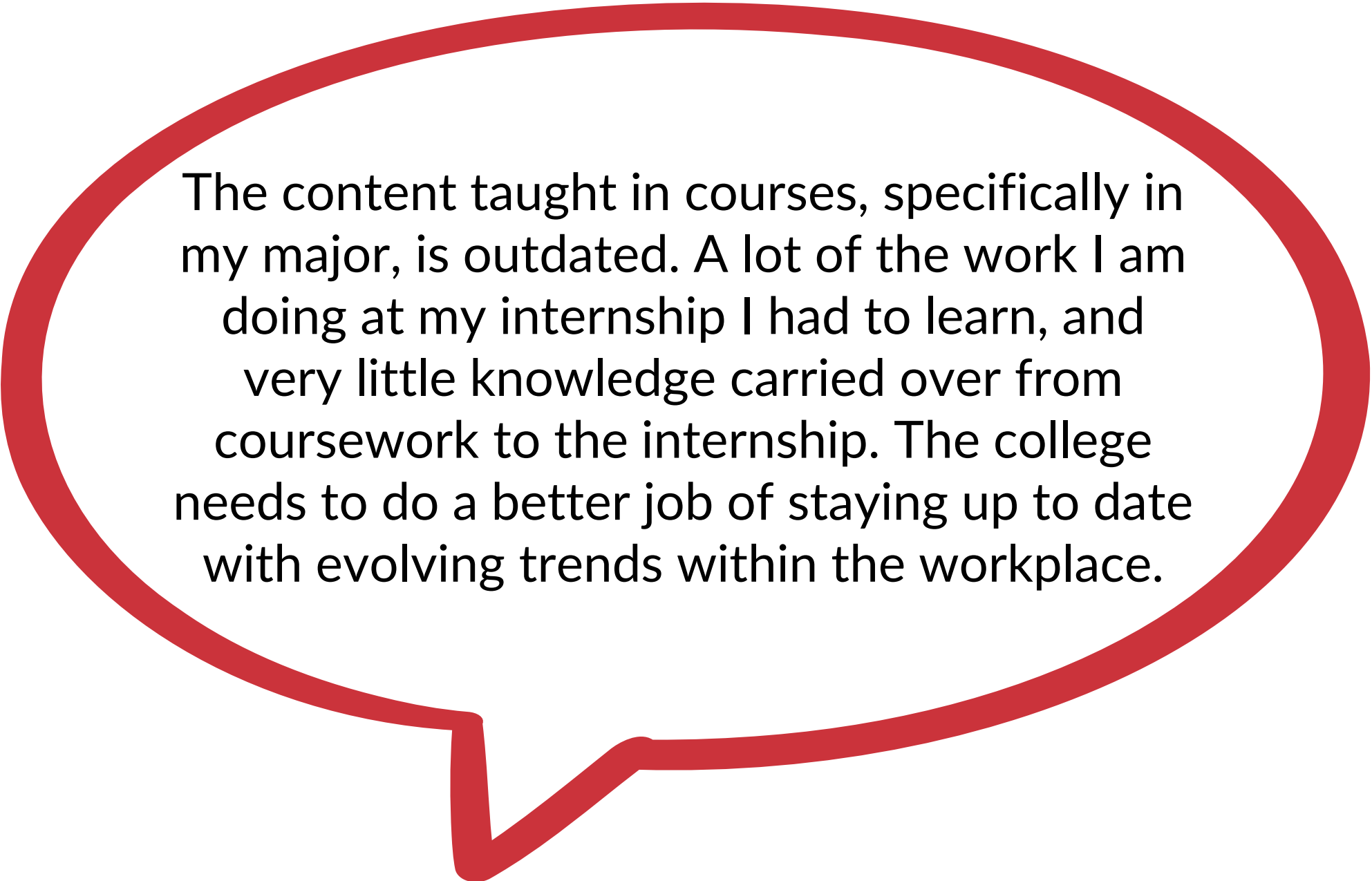
# Theme: Academic Challenge

		Trend Since 2018	Trend Since 2021
First-Year	Higher-Order Learning	↓ 0.2	↑ 1.1
	Reflective & Integrative Learning	↑ 1.0	↑ 1.5
	Learning Strategies	↑ 1.2	↑ 1.4
	Quantitative Reasoning	↑ 1.7	↑ 3.3

		Trend Since 2018	Trend Since 2021
Senior	Higher-Order Learning	↑ 0.9	↑ 0.6
	Reflective & Integrative Learning	↑ 1.6	↑ 0.8
	Learning Strategies	↑ 1.6	↑ 0.6
	Quantitative Reasoning	↑ 3.5	↑ 1.6

*Trends are descriptive with no statistically significant results currently presented.*



A red speech bubble with a thick outline, containing a paragraph of text. The bubble has a tail pointing downwards and to the left.

The content taught in courses, specifically in my major, is outdated. A lot of the work I am doing at my internship I had to learn, and very little knowledge carried over from coursework to the internship. The college needs to do a better job of staying up to date with evolving trends within the workplace.

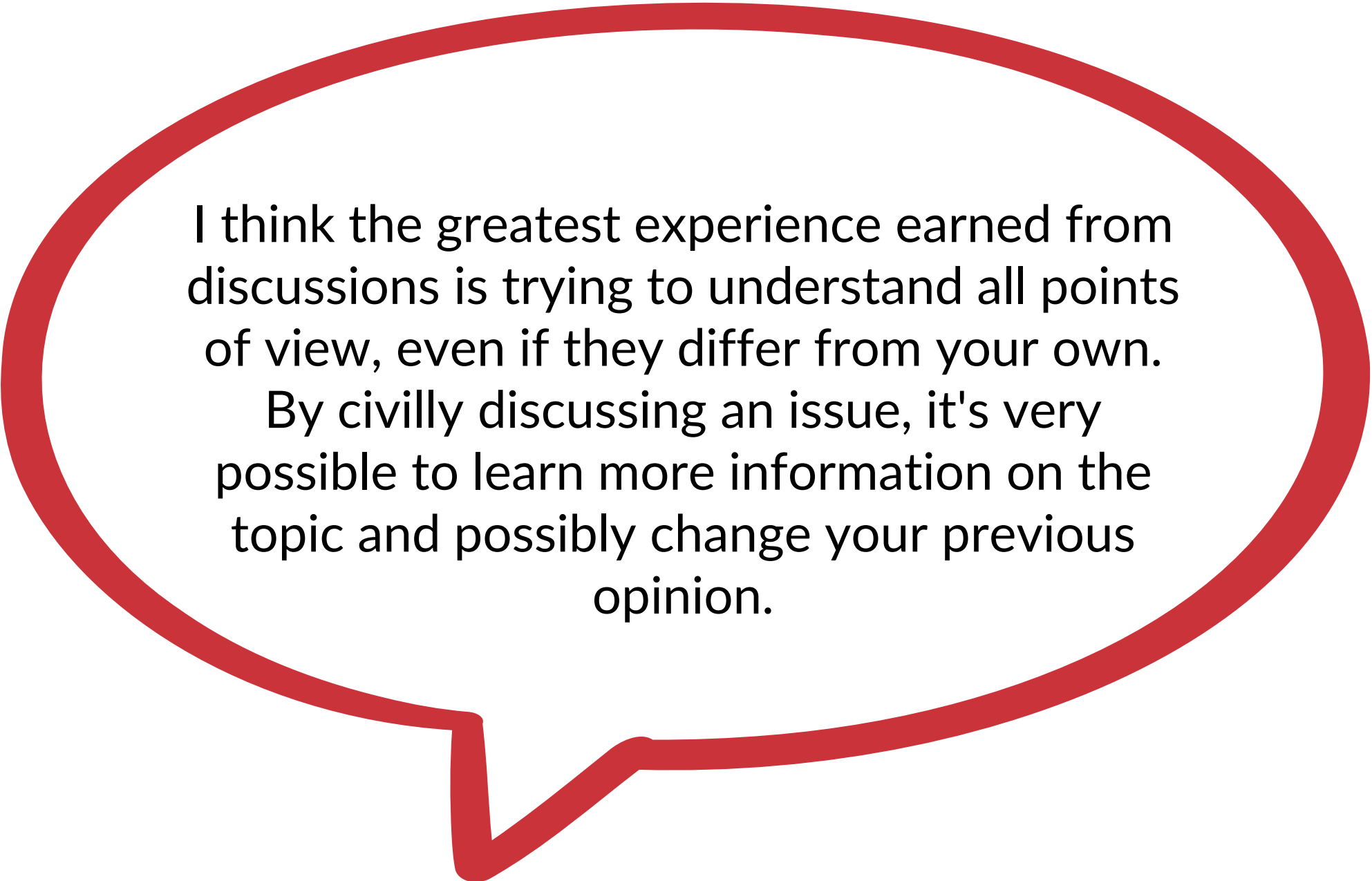


# Theme: Learning with Peers

		Trend Since 2018	Trend Since 2021
First-Year	Collaborative Learning	↑ 0.4	↑ 5.9
	Discussions with Diverse Others	↑ 2.4	↑ 6.1

		Trend Since 2018	Trend Since 2021
Senior	Collaborative Learning	↑ 0.4	↑ 2.7
	Discussions with Diverse Others	↑ 0.2	↑ 1.9

*Trends are descriptive with no statistically significant results currently presented.*



I think the greatest experience earned from discussions is trying to understand all points of view, even if they differ from your own.

By civilly discussing an issue, it's very possible to learn more information on the topic and possibly change your previous opinion.

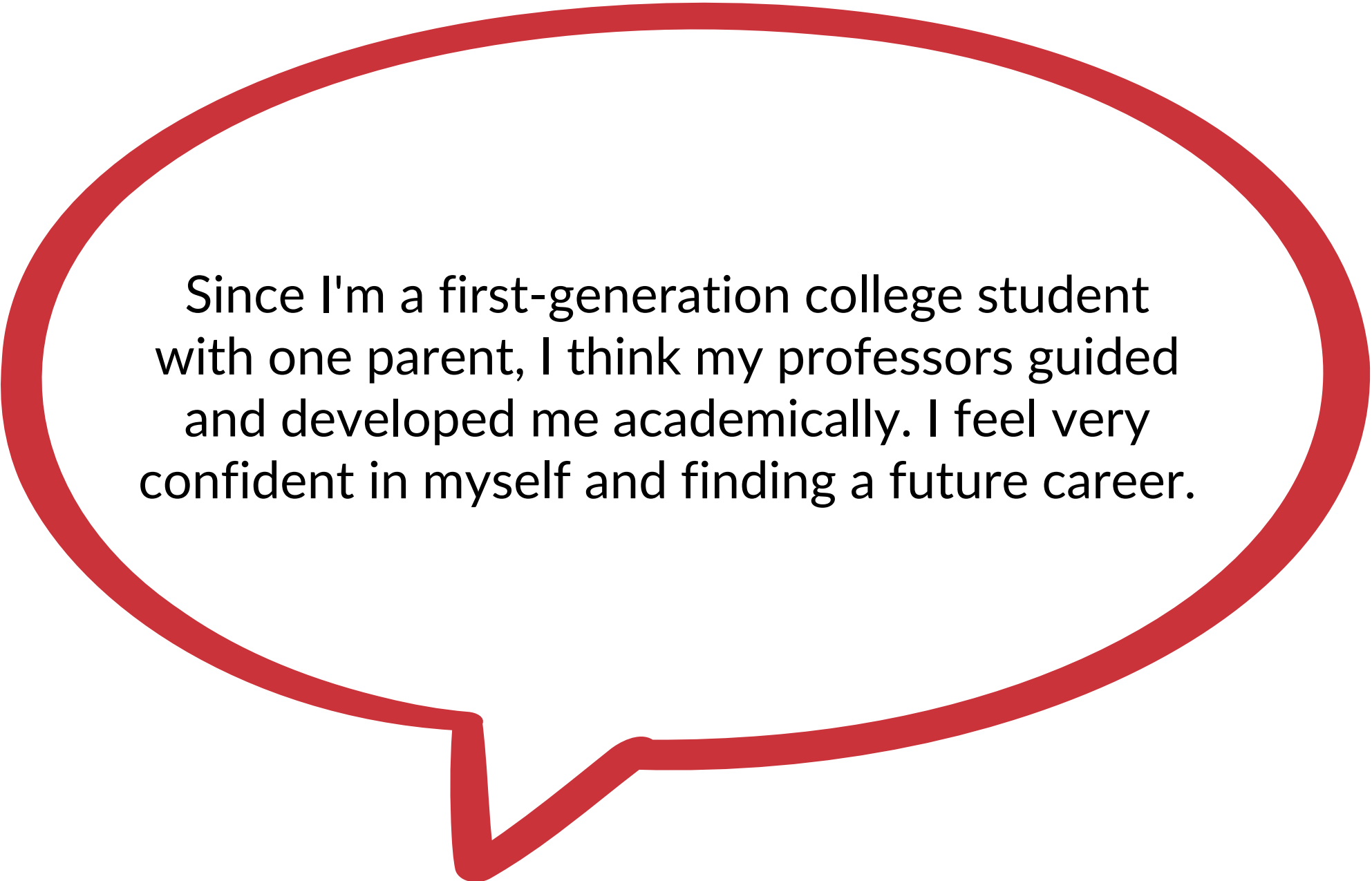


# Theme: Experience with Faculty

		Trend Since 2018	Trend Since 2021
First-Year	Student-Faculty Interaction	↑ 4.1	↑ 0.7
	Effective Teaching Practices	↑ 0.6	↑ 1.0

		Trend Since 2018	Trend Since 2021
Senior	Student-Faculty Interaction	↑ 1.2	↑ 2.2
	Effective Teaching Practices	↑ 2.7	↑ 4.3

*Trends are descriptive with no statistically significant results currently presented.*



Since I'm a first-generation college student with one parent, I think my professors guided and developed me academically. I feel very confident in myself and finding a future career.

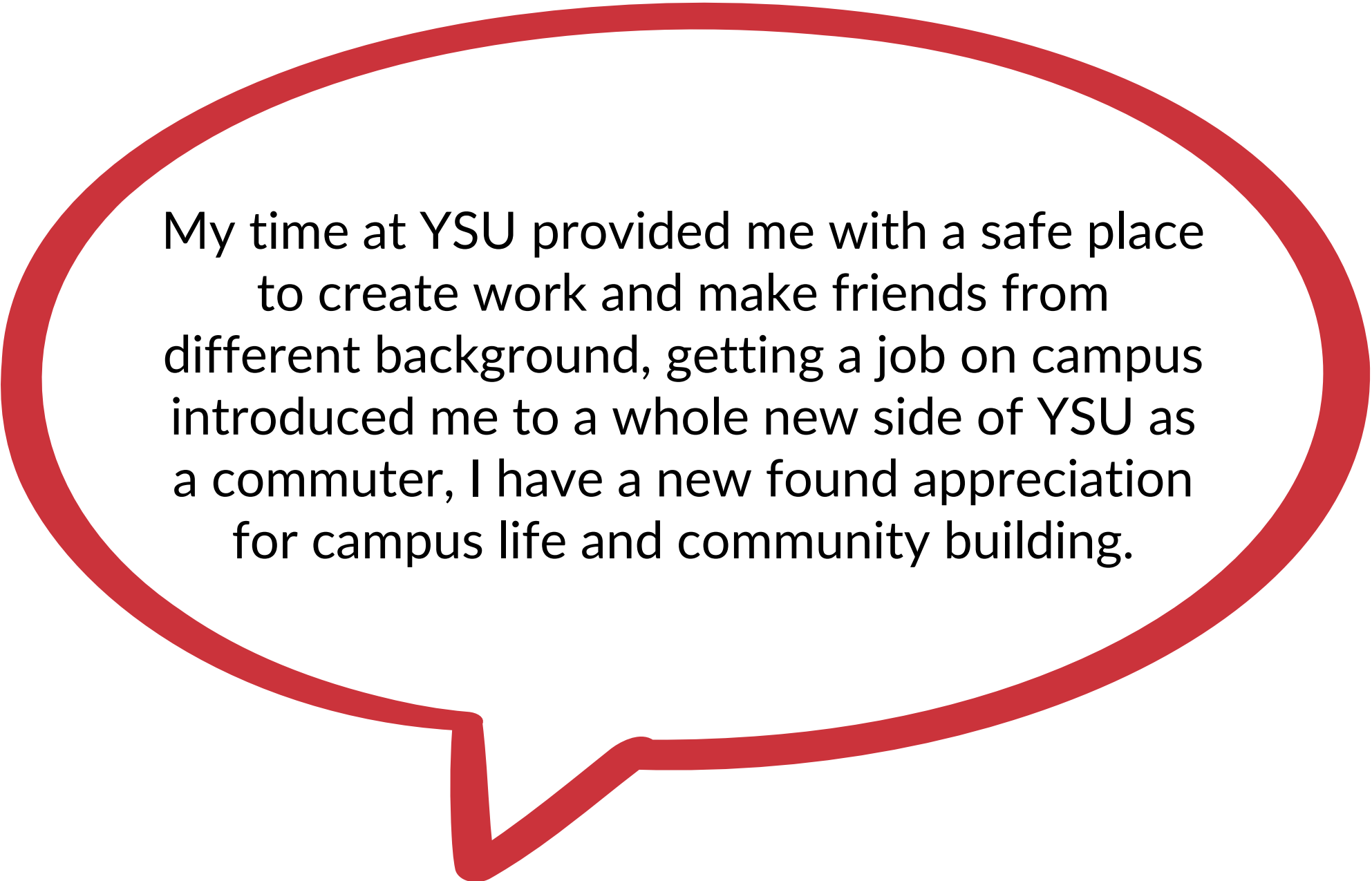


# Theme: Campus Environment

		Trend Since 2018	Trend Since 2021
First-Year	Quality of Interactions	↑ 2.5	↑ 1.5
	Supportive Environment	↓ 0.1	↑ 4.8

		Trend Since 2018	Trend Since 2021
Senior	Quality of Interactions	↓ 0.1	↑ 0.9
	Supportive Environment	↑ 2.7	↑ 2.3

*Trends are descriptive with no statistically significant results currently presented.*



My time at YSU provided me with a safe place to create work and make friends from different background, getting a job on campus introduced me to a whole new side of YSU as a commuter, I have a new found appreciation for campus life and community building.



# Next Steps:

- Join ITL for the next sessions of the NSSE Lunch & Learn Series (Lunch is provided)
  - [Campus & Community Engagement](#), 3/27, 12-1pm
  - [Student Experience w/Faculty](#), 4/10, 12-1pm
  - [Learning w/Peers](#), 4/24, 12-1pm
- Access data online: [ysu.edu/yourvoicematters](https://ysu.edu/yourvoicematters)
  - Overview webinar
  - Summary reports
  - College level reports (accessed w/YSU credentials)
- Can request program- or department-level data